















## SINALIZAÇÃO DE AVISO DE MAU TEMPO

AVISO	FORÇA E DIREÇÃO DO VENTO	SINAIS DE DIA	SINAIS DE NOITE
1	Vento de Força 8 ou superior começando no quadrante NW		
2	Vento de Força 8 ou superior começando no quadrante SW		
3	Vento de Força 8 ou superior começando no quadrante NE		
4	Vento de Força 8 ou superior começando no quadrante SE		
5	Ciclone ou Tempestade de grande violência		
6	Vento de Força 7 de qualquer direção		
7	Vento rodando no sentido do movimento dos ponteiros do relógio		
8	Vento rodando no sentido contrário ao do movimento dos ponteiros do relógio	